



Electrolux
PROFESSIONAL

**Modular Cooking Range Line
thermaline 80 - 300 mm Closed
Work top, 1 Side with Backsplash**

ITEM # _____

MODEL # _____

NAME # _____

SIS # _____

AIA # _____



588107 (MANABBCOOO) Closed Work Top, one-side operated with backsplash

Short Form Specification

Item No. _____

Closed work top, 300 mm wide, constructed according to DIN 18860_2 with 20 mm drop nose top. Internal frame for heavy duty sturdiness in stainless steel. 2 mm top in 1.4301 (AISI 304). Flat surface construction, easily cleanable. THERMODUL connection system enables seamless worktop when units are connected and avoids soil penetrating. IPX5 water resistant certification. Configuration: One-side operated top with backsplash. The base needs to be supplied by the factory. Please include appropriate base.

Main Features

- All major components may be easily accessed from the front.
- THERMODUL connection system creates a seamless work top when units are connected to each other thus avoiding soil penetrating vital components and facilitating the removal of units in case of replacement or service.

Construction

- IPX5 water resistance certification.
- 2 mm top in 1.4301 (AISI 304).
- Flat surface construction with minimal hidden areas to easily clean all surfaces
- Internal frame for heavy duty sturdiness in 1.4301 (AISI 304).
- Unit constructed according to DIN 18860_2 with 20 mm drop nose top.

Optional Accessories

- Connecting rail kit for appliances with backsplash, 800mm PNC 912497
- Connecting rail kit for appliances with backsplash: modular 80 (on the left), ProThermetic tilting (on the right), ProThermetic stationary (on the left) to ProThermetic tilting (on the right) PNC 912977
- Connecting rail kit for appliances with backsplash: modular 80 (on the right), ProThermetic tilting (on the left), ProThermetic stationary (on the right) to ProThermetic tilting (on the left) PNC 912978
- Back panel, 300x700mm, for units with backsplash PNC 913008
- Back panel, 300x800mm, for units with backsplash PNC 913021
- Endrail kit, flush-fitting, with backsplash, left PNC 913113
- Endrail kit, flush-fitting, with backsplash, right PNC 913114
- Endrail kit (12.5mm) for thermaline 80 units with backsplash, left PNC 913204
- Endrail kit (12.5mm) for thermaline 80 units with backsplash, right PNC 913205
- Insert profile D=800mm PNC 913230

APPROVAL: _____



Experience the Excellence
www.electroluxprofessional.com




Electrolux
PROFESSIONAL

Modular Cooking Range Line thermaline 80 - 300 mm Closed Work top, 1 Side with Backsplash

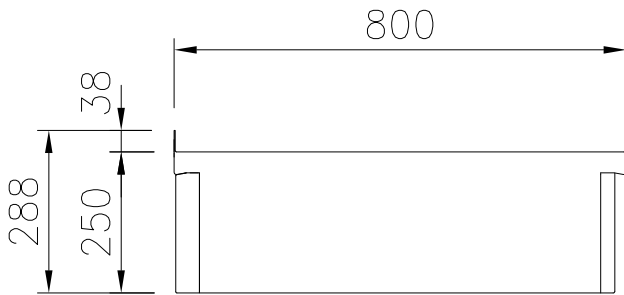
Key Information:

External dimensions, Width:	
588107 (MANABBCOOO)	300 mm
External dimensions, Depth:	800 mm
External dimensions, Height:	250 mm
Net weight:	9 kg


Front



Side



Top



Modular Cooking Range Line
thermaline 80 - 300 mm Closed Work top, 1 Side with Backsplash

The company reserves the right to make modifications to the products
without prior notice. All information correct at time of printing.

2026.05.12